

INSIGHTS & VISION INTRO

PLEASE STANDBY.

WE WILL BEGIN SHORTLY.



Reporting with

INSIGHTS & VISION

Agenda

- Why are you attending?
 - What is Insights & Vision?
 - Why are we making this change?
 - What do you need to do?
-
- Live Demonstration
 - Learning Resources
 - Q&A

Why are you here today?

- You are a CalUsource user who wants to understand the new reporting features
 - Navigation
 - Pre-Built Reports
 - Creating your own reports

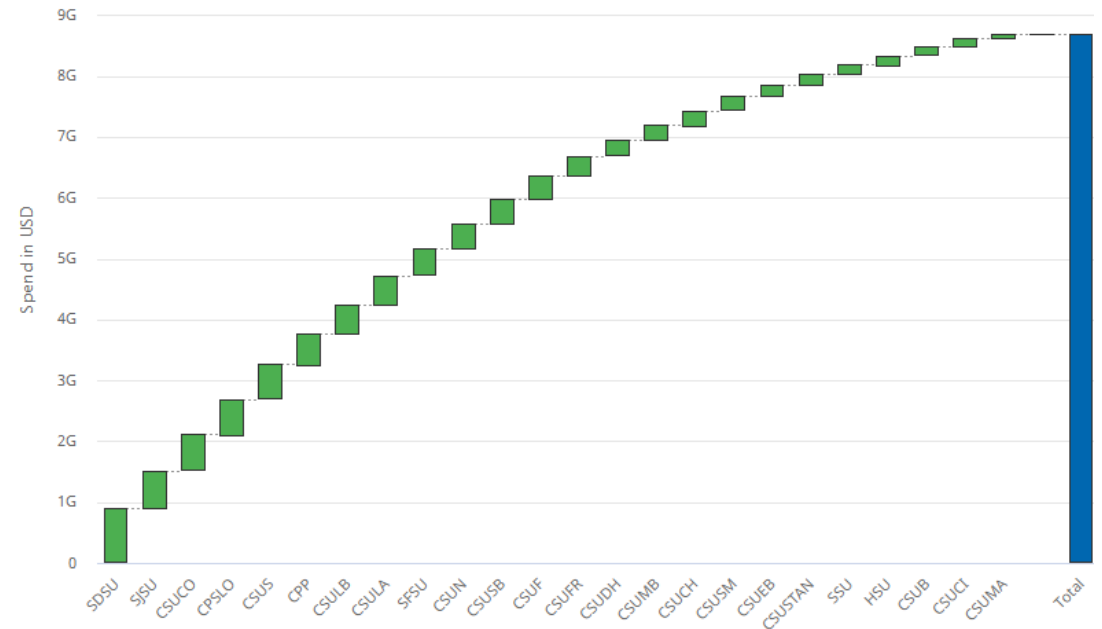
What is Insights & Vision?

- Insights & Vision replaces all previous reporting in CalUsource
- Previous reporting tool will shut down on Feb. 14

Insights = Reporting

Campus ▲	Spend in USD ▼
SDSU	\$886,562,534
SJSU	\$613,038,514
CSUCO	\$591,743,981
CPSLO	\$580,941,238
CSUS	\$570,917,021
CPP	\$510,642,176
CSULB	\$477,404,712
CSULA	\$474,202,605
SFSU	\$438,623,051
CSUN	\$413,562,408
CSUSB	\$405,086,973
CSUF	\$378,156,331
CSUFR	\$321,890,330

Vision = Dashboards



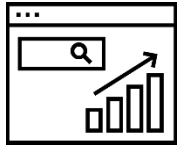
Why are we changing reporting?



Intuitive Searching




Customizable Dashboards



Modern User Interface



Faster Enhancements



Simplified Report Generation



Better Support

What do you need to do?

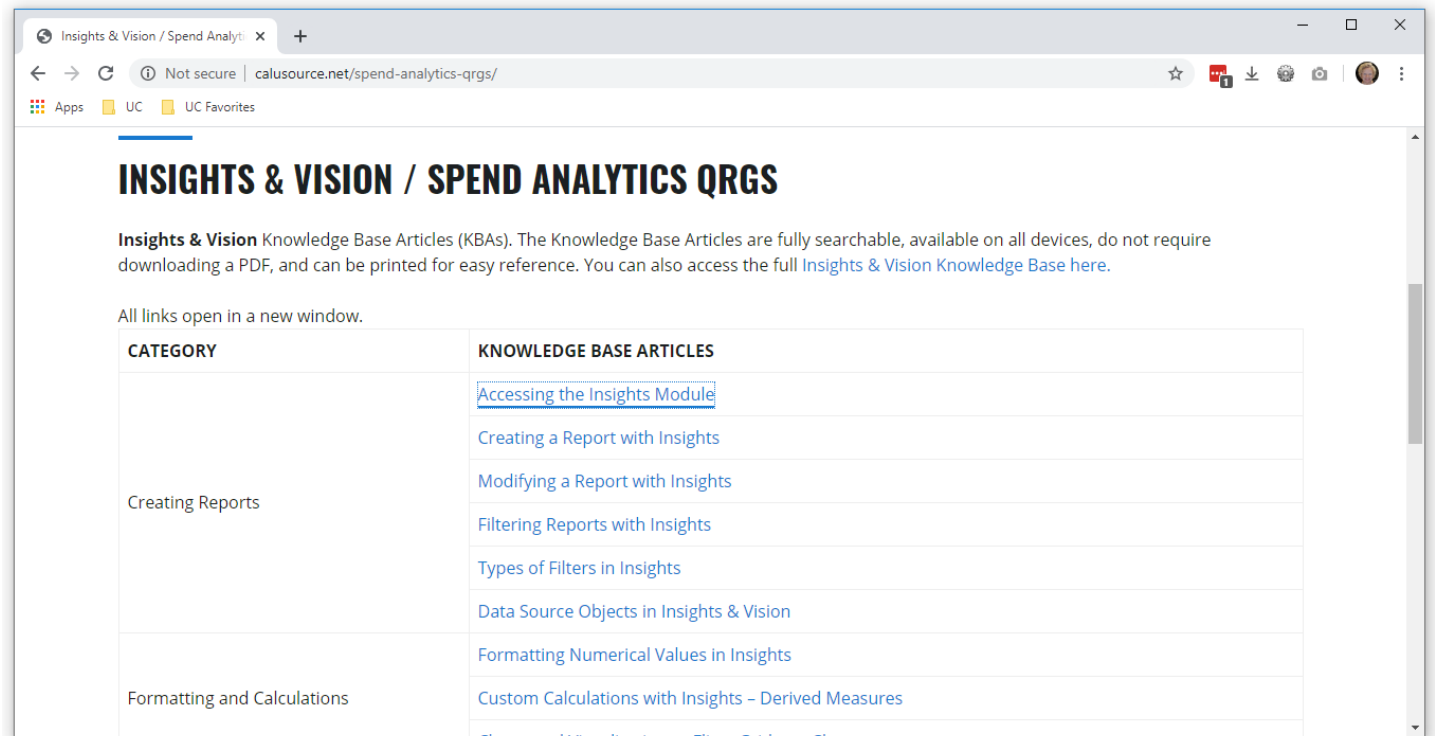
- Check out the new Insights & Vision module
- Subscribe to receive helpful reports
- Use historical spend data to drive purchasing decisions



DEMONSTRATION

Learning Resources

- CalUsource.net
- Campus Primary Representative (*CPR*)
- CalUsupport (*Help Desk*)
- Online classes being developed now!



Q&A

Tim Loomas

Associate Director, Analytics